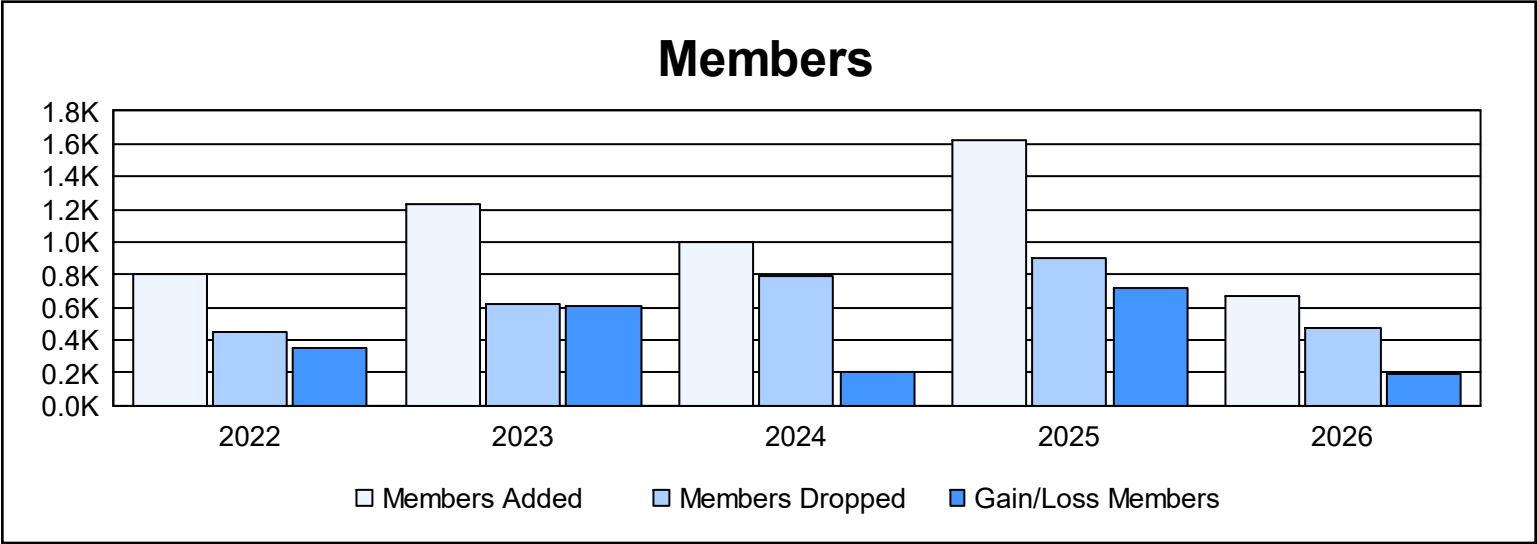
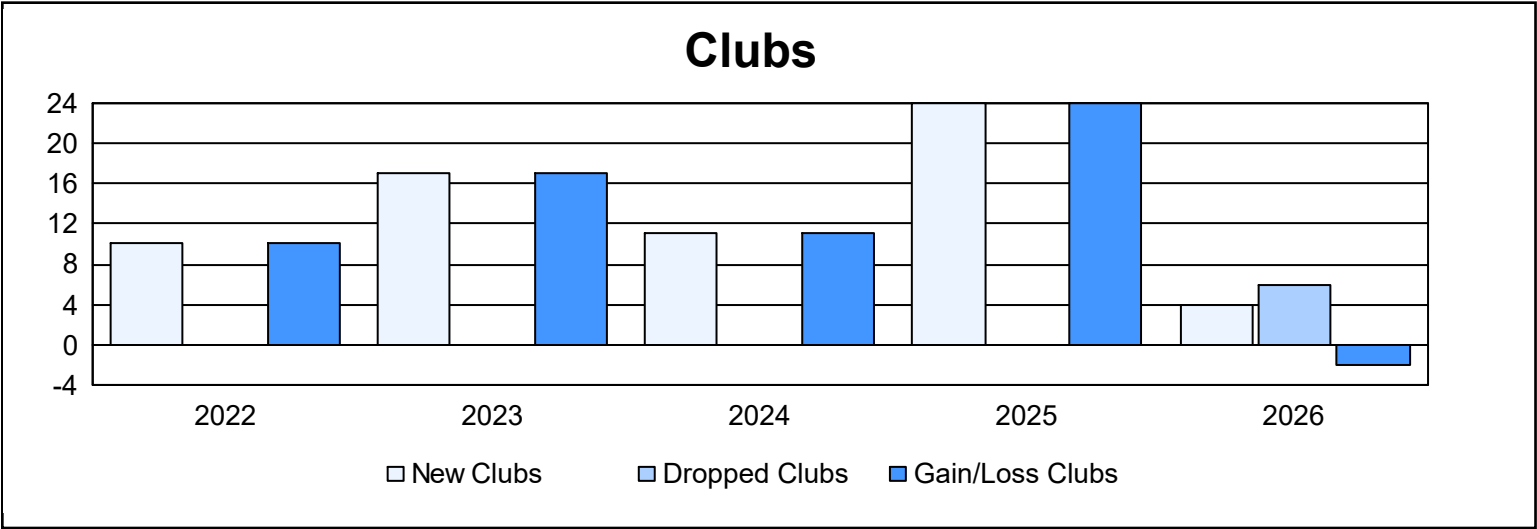
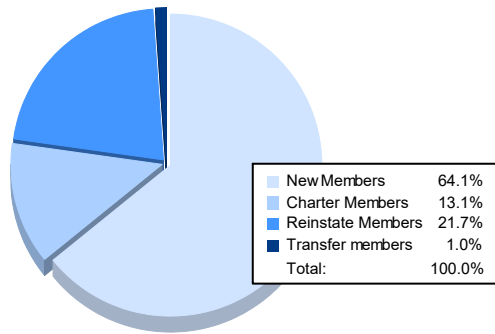


| Year | New Clubs | Dropped Clubs | Gain/ Loss Clubs | New Members | Charter Members | Reinstate Members | Transfer Members | Total Member Added | Total Members Dropped | Gain/ Loss Members |
|-----------|-----------|---------------|------------------|-------------|-----------------|-------------------|------------------|--------------------|-----------------------|--------------------|
| 2021-2022 | 10 | 0 | 10 | 488 | 273 | 41 | 4 | 806 | 453 | 353 |
| 2022-2023 | 17 | 0 | 17 | 707 | 506 | 17 | 4 | 1,234 | 624 | 610 |
| 2023-2024 | 11 | 0 | 11 | 651 | 297 | 41 | 9 | 998 | 796 | 202 |
| 2024-2025 | 24 | 0 | 24 | 786 | 635 | 196 | 5 | 1,622 | 906 | 716 |
| 2025-2026 | 4 | 6 | -2 | 431 | 88 | 146 | 7 | 672 | 480 | 192 |
| Average | 13 | 1 | 12 | 613 | 360 | 88 | 6 | 1,066 | 652 | 415 |



Membership Composition December 2025 Cumulative



Gender Composition December 2025 Cumulative

